





Rapid Antigen Test Usage and Reporting Instructions

<p>STEP 1:</p>	<p>Each box contains two tests. We recommend that you test your student immediately and then again in 1-3 days per the manufacturer’s instructions for use.</p> <ul style="list-style-type: none"> • If your student gets sick with COVID-19 symptoms, have them stay home and use your tests to see if it is COVID-19. • If your student is exposed to someone with COVID-19, have them stay home (if not up to date with vaccinations) and use your tests a few days later. <p>Please FIRST read all instructions provided with the kits and watch the video below for your designated test before you test.</p> <p>BinaxNOW & i HealthTest Instructional Videos:</p> <div style="display: flex; justify-content: space-around; align-items: center;"> <div style="text-align: center;">   </div> <div style="text-align: center;">   </div> </div> <p>Please do not use the scan code on the box.</p>
<p>STEP 2:</p>	<ul style="list-style-type: none"> • If their results are POSITIVE, have them stay home from school. Contact your healthcare provider and notify your school and email a photo of the positive result to covid19reporting@djusd.net. Include student name, student ID, school name and grade. You should isolate the positive individual. • If their results are NEGATIVE and your student feels well, they can return to school. • If your student has any COVID-19 symptoms, or has been in contact with someone with COVID-19, please call your school before you return – even if the test is negative. More testing may be needed.
<p>STEP 3:</p>	<ul style="list-style-type: none"> • Share your at-home COVID-19 test results (whether NEGATIVE or POSITIVE) with your local health department using the Primary.Health https://primary.health/ platform. The website is available in multiple languages, secure and HIPAA compliant. You can report the results via computer if you have a camera. If not, you can report results via Smartphone. • To report your results via Smartphone, scan the QR code in the instructions located in your test box with your Smartphone camera. Follow the steps on your phone to open the Primary.Health website and report your test results. You will be instructed to download the free app and to create an account. • If you are registering on the site as a student, please ensure you register as a “student.” DJUSD staff should register as “community members.” • If you need assistance, instructions are available at bit.ly/3zagr2T.
<p>Questions</p>	<ul style="list-style-type: none"> • Is back-to-school testing required for my student? No. There is no district or statewide testing requirement for returning to school. • What if I am unsure about the test results? You should retest using the additional test provided or using a community testing location.

**Testing Options with
Healthy Yolo Together**

Below are community COVID-19 testing locations and schedules (subject to change):

Davis

HDT at Research Park, 1632 Da Vinci Ct, Davis, CA 95618 (open 7 days a week, 8 a.m. – 5:30 p.m., closed for lunch from 11:15 a.m. – noon)

- Saliva-based testing for people with and without symptoms: 8 a.m. – 5:30 p.m.
- Rapid testing for people with symptoms: 8 a.m. – 10:45 a.m. and 12:30 p.m. – 4:00 p.m.

HDT at Veterans Memorial Center, 203 E 14th Street, Davis, CA 95626 (Monday–Friday: 8:30 a.m. – 4:30 p.m., closed for lunch: 11:30 am – 12:45 p.m.)

- Saliva-based testing for people with and without symptoms

HDT at The ARC, UC Davis Campus, 760 Orchard Rd, Davis, CA 95616 (Open 7 days a week: 8 a.m. – 5 pm, closed for lunch: noon – 12:45 p.m.)

- Saliva-based testing for people with no symptoms and no exposure to COVID-19

West Sacramento

HYT at West Sacramento City Hall, 1110 W Capitol Ave, West Sacramento, CA 95691 (Monday-Friday: 9:30 a.m. – 5:30 p.m., closed for lunch: 12:15 p.m. – 1:30 p.m.)

- Saliva-based testing for people without symptoms: 9:30 a.m. – 5:30 p.m.
- Saliva-based testing for people with symptoms: 9:30 a.m. – 4:30 p.m.

Woodland

HYT at Norton Hall, 70 Cottonwood St., Woodland, CA 95695 (Monday-Friday: 8:30 a.m. – 4:30 p.m., closed for lunch: 12:15 – 1:30 p.m.)

- Saliva-based testing for people with and without symptoms

OptumServe testing at the portable next to Juvenile Detention Center, 2780 E. Gibson Rd, Woodland, (Tuesday, Wednesday, Saturday: 7 a.m. – 3 p.m., closed for lunch: noon – 1 p.m.)

- Nasal test for people with and without symptoms